











Pest Name: Mango seed weevil *Sternochetus mangiferae* (F)

			
PI 1: Adult weevil	PI 2: MSW larvae	PI 3: MSV pupa	PI 4: A flowering mango
			
PI 5: A mango tree fruiting	PI 6: MSV frass	PI 7: Control by burning	PI 8: Control by banding
Pest name	Mango seed weevil <i>Sternochetus mangiferae</i> (F)		
Description	Mango seed weevil (Plate 1) is one of the over 200 species of insects that have been reported damaging mango trees. It is a serious and specific pest of mango in all the mango growing areas of Kenya. It causes significant damage to the mango pulp, contaminating the edible portion and damaging the seeds. A female weevil often lays about 15 eggs per day, with a maximum of 300 over a period of three months that hatch in 5 – 7 days into larvae (Plate 2) that burrow through the mango flesh to the soft developing seed where they pupate (Plate 3).		
Pest Category	This is strictly a monophagous pest that causes damage to the mango seed (stone).		

Symptoms	Internally, the infected fruits rot from the outer surface of the stones. The stones also show holes and cotyledons turn black and show rotten symptoms (Plate 5). Normally one or two weevils are found in one seed making extensive feeding tunnels and depositing copious amounts of frass (Plate 6). Affected seeds do not germinate. Infestation of the pest especially in the export market produce results in interceptions and destruction, as the pest is regarded as a strictly quarantine.
Prevalent conditions that contribute to success	Infestation levels vary among different orchards and from one region to another, being more severe in the warmer mango growing regions. The
Control Strategy	<ol style="list-style-type: none"> 1. Cultural practices: Collect all fallen fruits/ seeds and destroy by burning (Plate 7). Usually it is recommended that fruit growers should emphasize on orchard hygiene that involves collecting all fallen fruits and seeds up to the end of harvesting period. Such seeds should also be destroyed through dissections especially to ensure they are weevils-free before sowing. 2. Chemical control: Band paint mango trunks with approved registered pesticide products e.g. Dursban 4E, and Fenthion. Other banding materials include Grease, Tanglefoot, and tangletrap applied at a 15cm band around the tree trunk at a 30cm height from the ground (Plate 8).
Mode of spread	<ol style="list-style-type: none"> 1. Walking: The pest is a poor flier and only infests farms through short distance flight and mostly by walking from refuge and close by bushes moving into trees at the fruiting season. Poorly kept farms with low level sanitation are the most affected/prone?/susceptible?. 2. Fruits: The movement of mango harvests in different parts of the country and across the borders mostly through trade remains a major source of infection and pest spread. The pest may move in the produce as eggs, caterpillars or as adults.
Mandate Centers	KARIThika
Reference Lmang seed 1 inks – book, journal paper, magazine, brochure, bulletin, fact sheet, web etc	<p>Follet, P.A and Gabbard, Z. 2000 Effect of Mango weevil (Coleoptera: Curculionidae) damage on mango seed viability in Hawaii. Journal of Econ. Entomol. 93(4)</p> <p>Griesbach, J. 2003 Mango growing in Kenya. World Agroforestry centre. pp 216</p> <p>HCDA 2004 Horticultural Crops Development Authority. Annual Report.</p>
Expert Name	J J Anyango
Expert Contact Details	anyangojohn@yahoo.com
Date last modified: 19th June 2014	